

**SHINING 3D  
DENTAL**



Importers & Dealers in Quality Dental Goods

# AutoScan-DS-EX Pro

## New Upgrades, More Distinguished



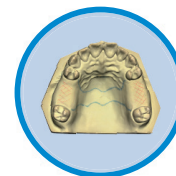
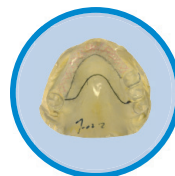
# Multiple Functions In one Machine

## For All Fixed and Removable Restorations

On the basis of the original DS-EX Pro dental 3D scanner, Shining 3D has launched an updated version and introduced the color texture high-speed scanning function. The new upgraded DS-EX Pro is versatile with simple operation and high efficiency. It satisfies the needs of various dental applications, including fixed and removable restorations, implants, orthodontics etc.

### COLOR TEXTURE SCAN IN DETAILS

Clearly captures the textures and marks on the plaster model. The unique HDR scan mode supports RPD wax and gingiva scan without spraying. Supporting dental technicians to easily complete the digital design of the RPD(removable partial denture).

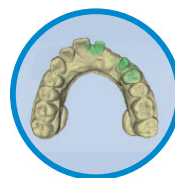


### INTELLIGENT SCAN

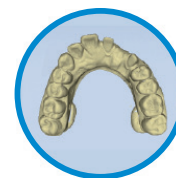
The software recognizes the working area automatically. The non-separate models can be scanned by one click, reducing the workload of technicians.



Intelligent software recognizes missing data sections



Automatic smart re-scan



One-click scan capture all the data

## VARIABLE ARTICULATORS ACCOMPLISHING TASKS IN A SIMPLE MANNER

Compatible with static, dynamic and simple articulators for high efficiency. The scan tip's angle can be adjusted to the desired height, and has wider range of coverage of the whole model, improving the accuracy of occlusion scan.

\*Suitable articulator: Bio-art, Kavo, SAM, Artex



## ALL IN ONE HIGHER EFFICIENCY

Supports upper/lower jaw quadrant models and dies simultaneous scan, reducing the operation steps and improving the efficiency of technicians up to 30%.

Traditional SCAN

4 STEPS



occlusion



working model



antagonist model



dies

ALL IN ONE SCAN

2 STEPS



occlusion



All in one

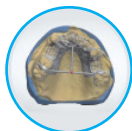
# High Efficiency, Color Texture Easy for RPD Design

The updated DS-EX Pro with high-speed, only takes 12 seconds for upper/lower non-texture scan and 21 seconds for upper/lower texture scan, surpassing similar scanners in the market. The output data can be imported directly into the CAD design software, including EXOCAD, 3shape etc., allowing technicians to efficiently complete the RPD design and subsequent production.

## WAX FRAMEWORK CASTING



Scan



Design

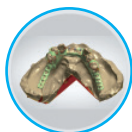


Wax-printing

## FRAMEWORK MILLING



Scan



Design

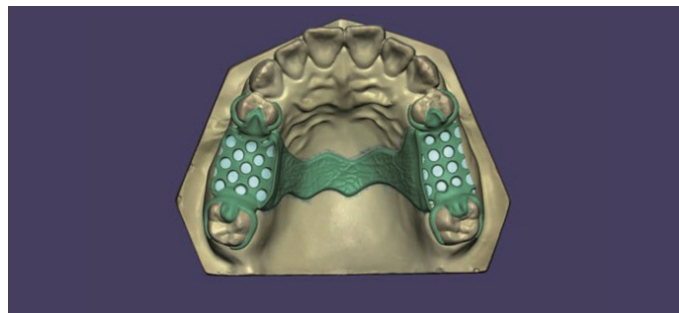


Mill

## TEXTURE SCAN, THREE MAIN UPGRADES

Clearly captures the textures and marks on the plaster model, assisting technicians to finish the digital partial framework design.

- Black and white texture turn to color texture.
- 30% faster scan time for upper/lower texture scan.
- Integrated with Shining 3D digital dental solution, applying to two application scenarios ,including wax framework casting and framework CNC milling.



# More Features and Advantages



## FASTER

Single jaw 12s, occlusion 8s; the entire process of scanning a separated model order is 2 minutes, and the entire process of an unseparated model order is 2.5 minutes



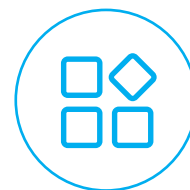
## PORTABLE

Simplified shape, weight is only 5KG; open design, all-around scanning



## COMPATIBLE

Export stl, obj, ply format, high compatibility with current open CAD dental design softwares in the market



## VERSATILE

Supports most digital dental applications, including wax scan, die scan, plaster model scan, impression scan, articulator scan, texture scan etc.

# Technical Specifications

## AutoScan-DS-EX Pro

Camera Resolution	1.3MP
Accuracy	< 10µm
Scan Time	8s for bite scan; 12s for upper/lower jaw scan; 13s for 1-4 dies scan; 21s for 5-8 dies scan; 58s for impression scan.
Dynamic Scan	Articulators are supported, scan head swings by 0~5 degrees.
Output Format	STL, OBJ, PLY
Light Source	Blue Light
Dimensions	385*260*270mm
Weight	5kg
Interface	USB 3.0
Power Supply	DC 24V